



ಬೃಹತ್ ಬೆಂಗಳೂರು ಮಹಾನಗರ ಪಾಲಿಕೆ
Bruhat Bengaluru Mahanagara Palike



BBMP COVID-19 WAR ROOM 04.04.2022



OVERVIEW OF COVID-19 IN BENGALURU

CASE TRENDS ACTIVE CASES **1,399**

<u>Confirmed Cases</u>	<u>Recovered Cases</u>	<u>Death Cases</u>
36 17,81,804 #	34 17,63,442 #	1* 16,963 #

HOSPITALIZATION **19**

<u>ICU – V</u>	<u>ICU</u>	<u>HDU</u>	<u>General</u>
5	2	5	7

INCLUDES GOVT. QUOTA AND PRIVATE WALK-IN HOSPITALIZATION

VACCINATION **8,471** 1,84,71,052 #

<u>First Dose</u>	<u>Second Dose</u>	<u>Precaution Dose</u>
3,944 93,41,791 #	4,030 87,94,895 #	497 3,34,366 #

TRIAGING

<u>MTU</u>
2

Tele Triage

25

ACTIVE CZs

0

MCZs (< 5 cases)

0

Clusters (> 5 cases)

0

TESTING **3,853** 2,96,63,059 #

<u>RAT</u>	<u>RTPCR</u>
336	3,517

Positivity : 0.55%
*FOR LAST 7 DAYS

: indicates cumulative numbers till date



ABSTRACT OF COVID-19 SCENARIO IN BENGALURU

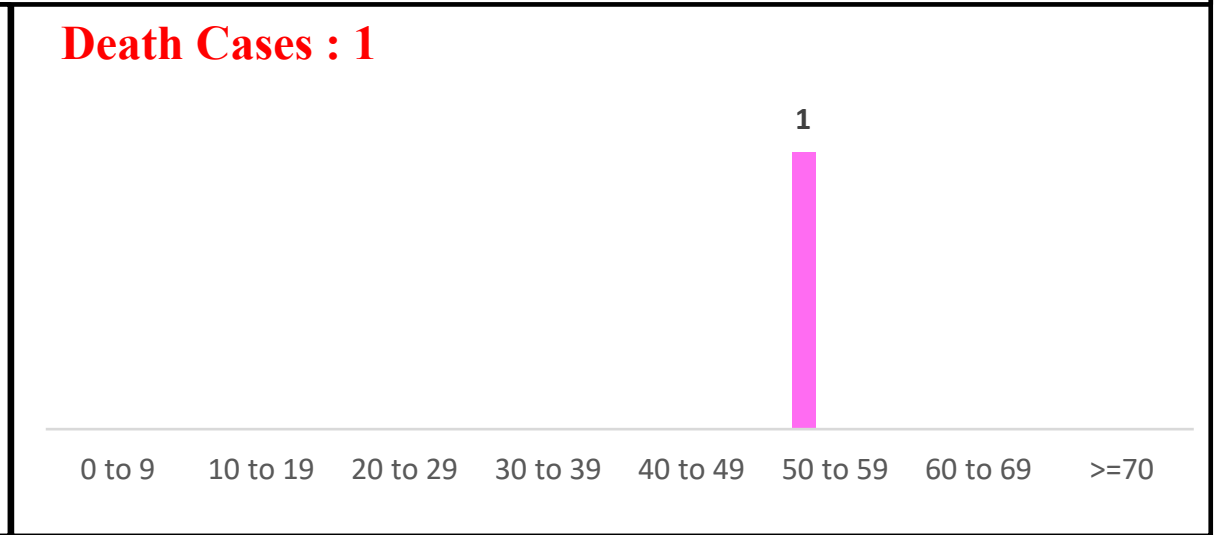
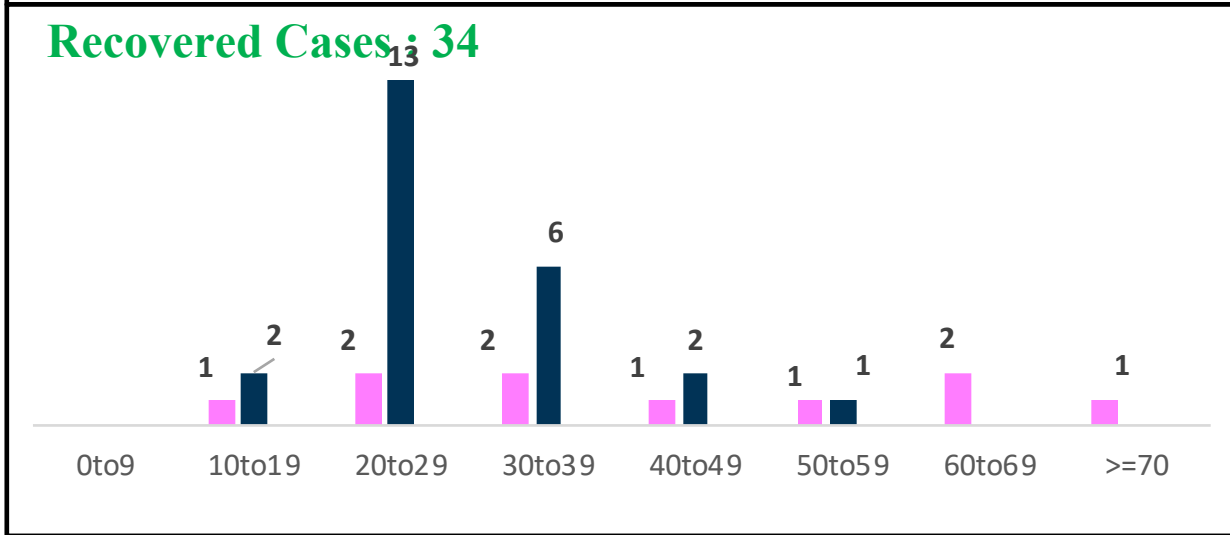
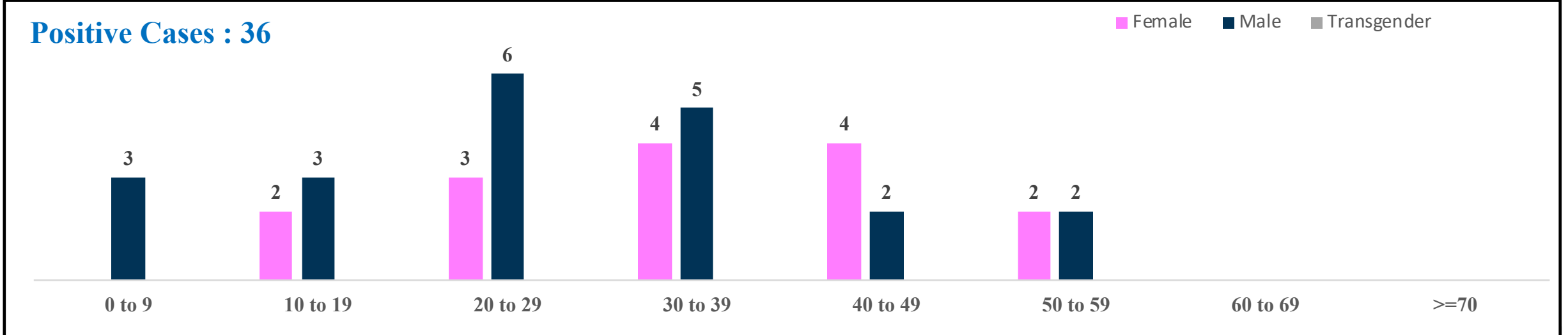


	MALE			FEMALE			TRANSGENDER			TOTAL		
	Last 24 Hours	Last 7 Days	Cumulative	Last 24 Hours	Last 7 Days	Cumulative	Last 24 Hours	Last 7 Days	Cumulative	Last 24 Hours	Last 7 Days	Cumulative
Positive Cases	21	197	10,53,886	15	95	7,27,727	0	0	191	36	292	17,81,804
Recovered Cases	24	263	10,41,759	10	166	7,21,500	0	0	183	34	429	17,63,442
Death Cases	0	0	10,744	1	2	6,215	0	0	4	1*	2	16,963
Total Tests Done	In Last 24 hrs. : 3,853			In last 7 days : 53,353			Cumulative : 2,96,63,059					
Vaccine Doses Administered	In Last 24 hrs. : 8,471			In last 7 days : 1,10,072			Cumulative : 1,84,71,052					
ACTIVE CASES									1,399			

*Covid deaths occurred today : 00 | Covid deaths occurred beyond last 24 hrs., reported today : 01

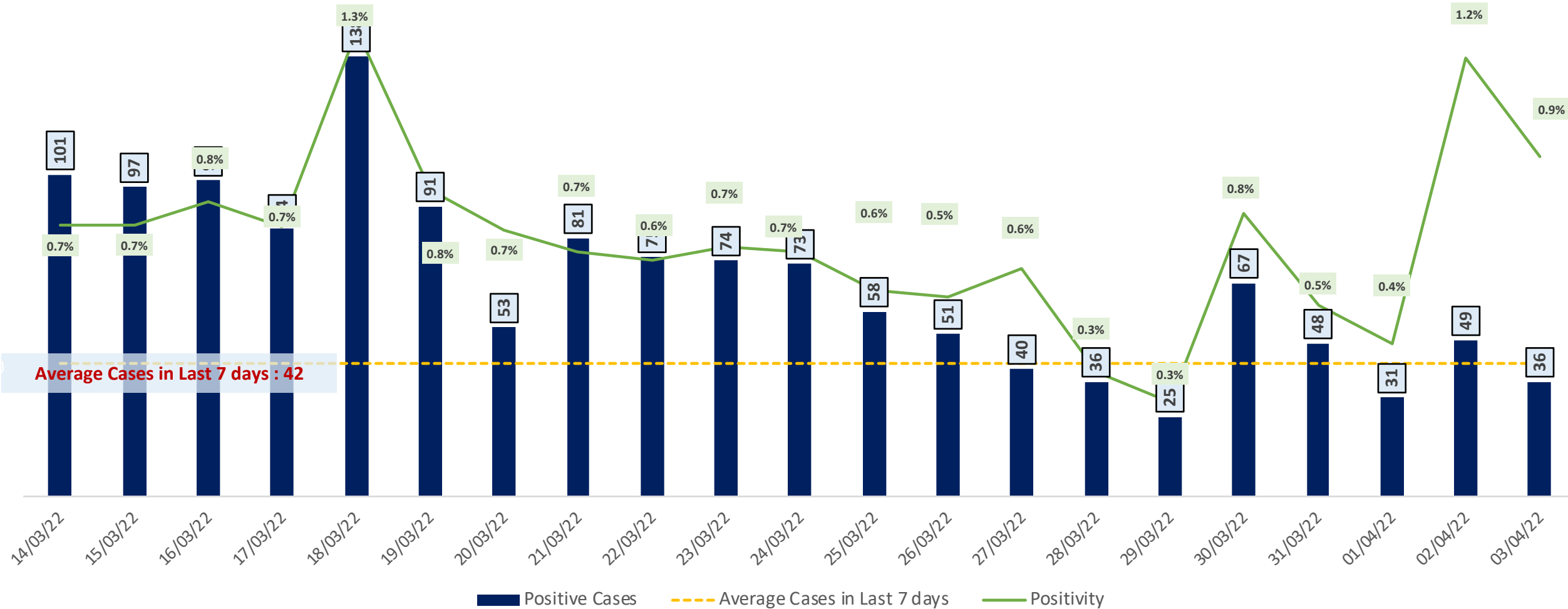


LAST 24 HOURS AGE GROUP AND GENDER WISE DISTRIBUTION



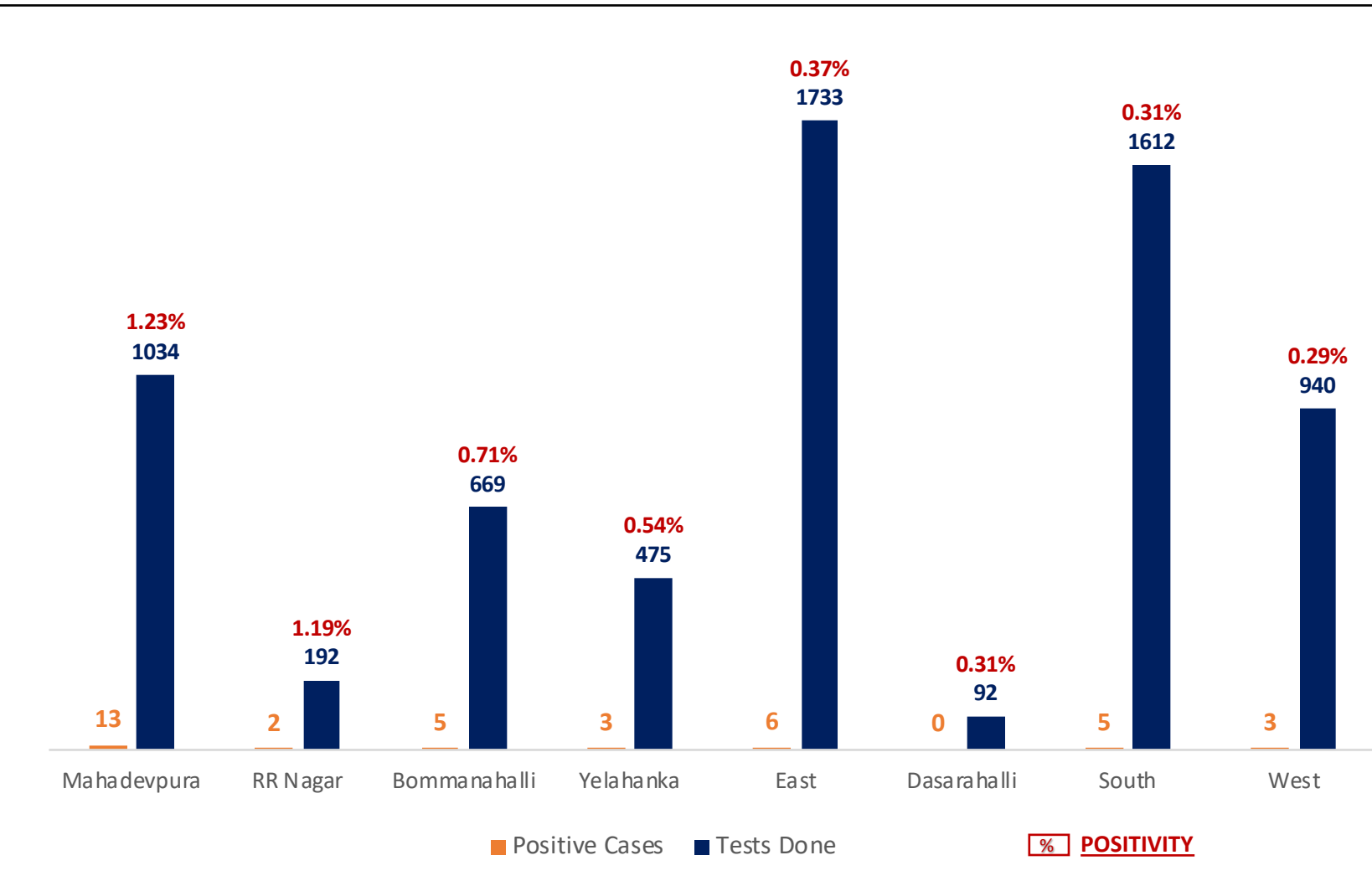


POSITIVITY RATE OF BENGALURU – LAST 21 DAYS





ZONE WISE COVID19 CASE MANAGEMENT FOR LAST 7 DAYS



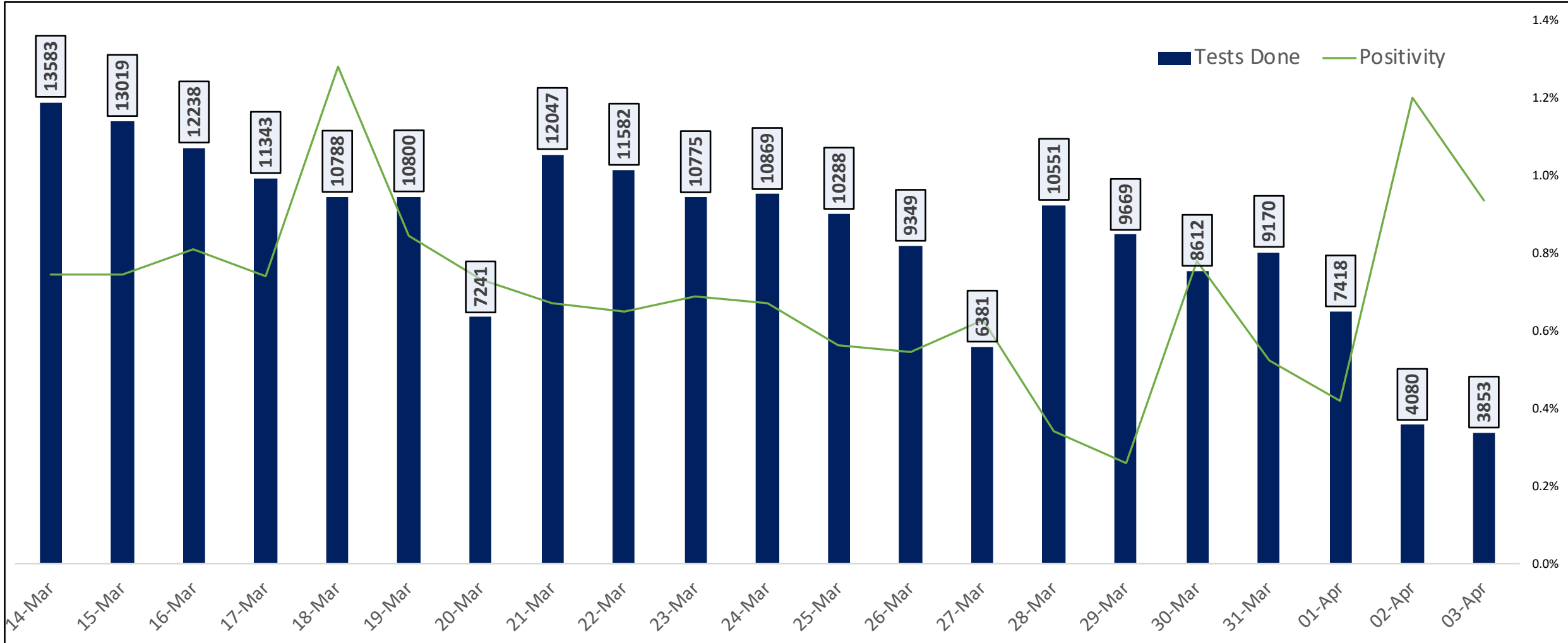
Zone Name	Hospital/CCC	Home isolation	Under Tracing
BOMMANAHALLI	2.94%	97.06%	0.00%
DASARAHALLI	0.00%	100.00%	0.00%
EAST	6.82%	93.18%	0.00%
MAHADEVAPURA	1.39%	98.61%	0.00%
RR NAGAR	7.14%	92.86%	0.00%
SOUTH	7.14%	92.86%	0.00%
WEST	0.00%	100.00%	0.00%
YELAHANKA	0.00%	100.00%	0.00%



TESTING TRENDS IN BENGALURU

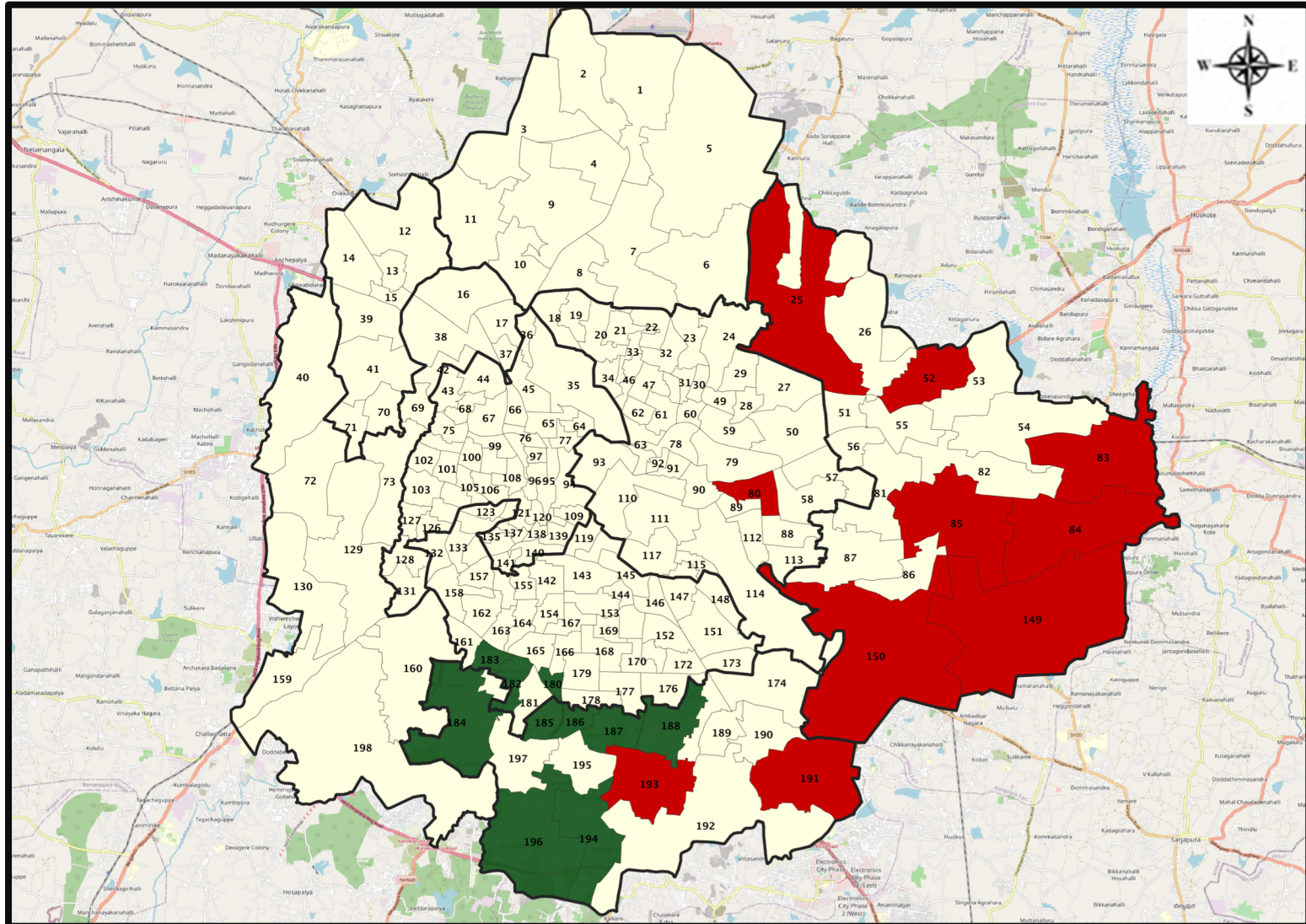


Total Test Conducted Till Date	Test Conducted Last 24 hours	Last 7 Days Average
2,96,63,059	3,853	7,622





BENGALURU URBAN MAP SHOWING TREND OF POSITIVE CASES IN LAST 7 DAYS



Top 10 wards reporting highest number of positive cases in last 7 days

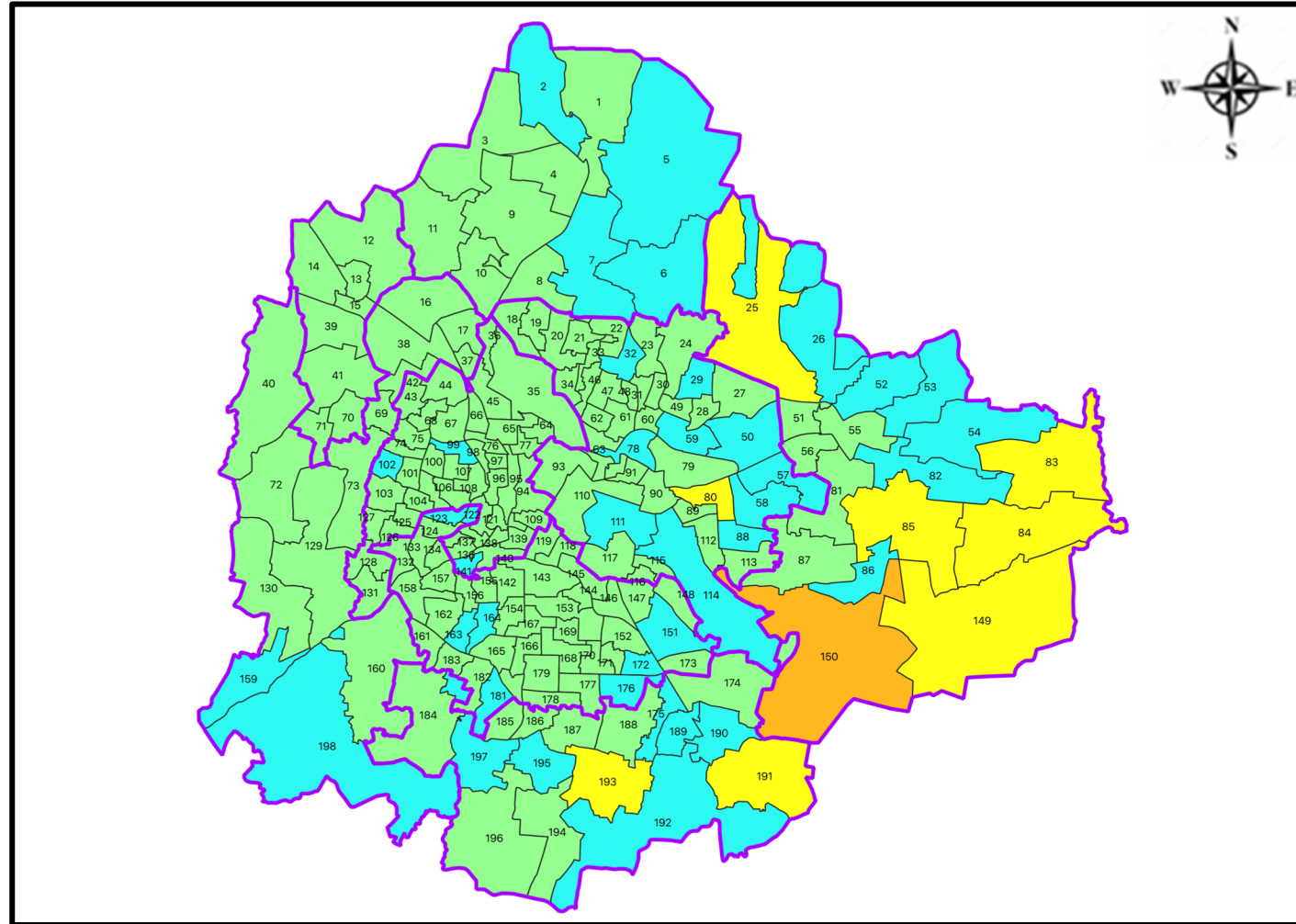
Ward No.	Ward Name	Daily Cases Average
150	Bellanduru	3
25	Horamavu	1
85	Dodda Nekkundi	1
149	Varthuru	1
191	Singasandra	1
80	Hoysala Nagar	1
84	Hagadur	1
83	Kadugodi	1
193	Arakere	1
52	K R Pura	1







Top 10 wards reporting least number of positive cases in last 7 days

Ward No.	Ward Name	Daily Cases Average
196	Anjanapura	0
194	Gottigere	0
188	Bilekhali	0
187	Puttenahalli	0
186	Jaraganahalli	0
185	Yelchenahalli	0
184	Uttarahalli	0
183	Chikkalsandra	0
182	Padmanabha Nagar	0
180	Banashankari Temple Ward	0



BENGALURU MAP SHOWING INTENSITY OF POSITIVE CASES IN LAST 7 DAYS



-  Level 1 : 0 to 1 Cases
-  Level 2 : 1 to 05 Cases
-  Level 3 : 05 to 10 Cases
-  Level 4 : 10 to 25 Cases
-  Level 5 : More than 25 Cases
-  Zone Boundaries



GOVT. QUOTA COVID BED STATUS AS ON 04.04.2022



SR. NO.	Facility Type	No. of Hospital	Total Allocated Beds for C+ Patients					Occupied Beds for C+ Patients					Net Available Beds for C+ Patients				
			Gen Beds	HDU	ICU Beds	ICU-V	Total	Gen Beds	HDU	ICU Beds	ICU-V	Total	Gen Beds	HDU	ICU Beds	ICU-V	Total
1	Government Medical Colleges	4	120	255	33	27	435	0	0	0	0	0	120	255	33	27	435
2	Government Hospitals	18	637	292	74	95	1,098	1	1	0	0	2	636	291	74	95	1,096
3	Private Medical Colleges	12	178	200	66	35	479	0	0	0	0	0	178	200	66	35	479
4	Private Hospitals	32	181	61	49	42	333	1	0	1	5	7	180	61	48	37	326
5	Covid Care Centre	1	50					0					50				
Total Beds		67	1,166	808	222	199	2,395	2	1	1	5	9	1,164	807	221	194	2,386

* Status as on 04.04.2022 – 04:30 PM



ACTIVE PATIENTS ADMITTED UNDER GOVT. QUOTA



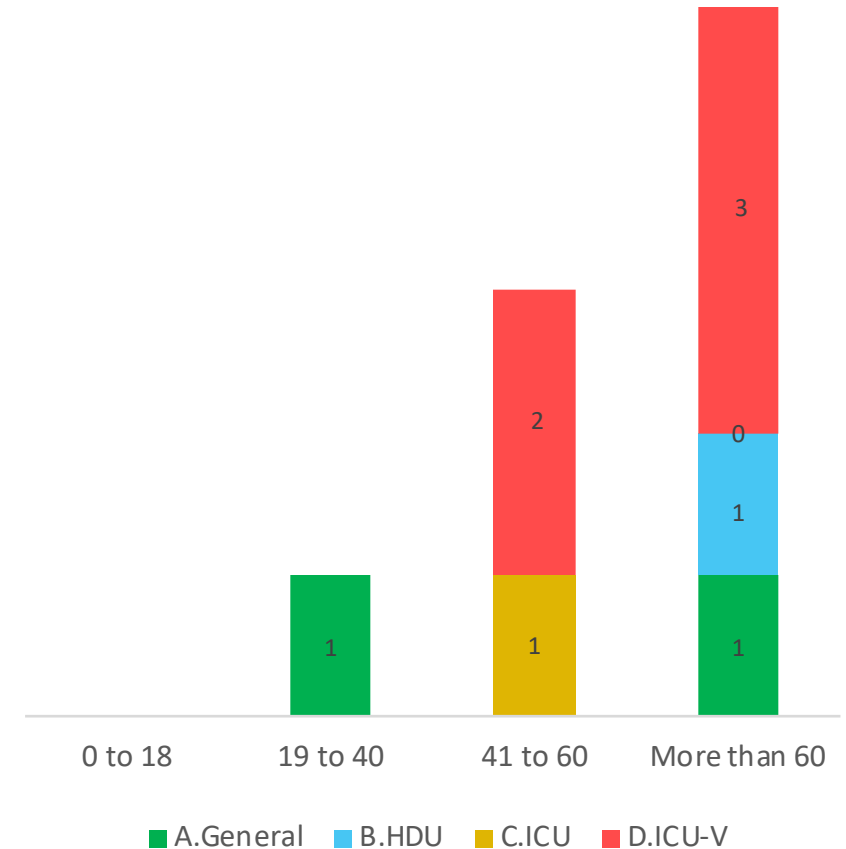
Admission By Bed Type And Number Of Days From Date Of Admission

Days in Hospital	General	HDU	ICU	ICU-V	Total
0 to 7 Days					
8 to 14 Days					0
15 to 21 Days					0
Beyond 21 days	2	1	1	5	9
TOTAL	2	1	1	5	9

* Only Government Quota Admissions through CHBMS considered

* Status as on 04.04.2022 – 05:00 PM

Age Group Distribution Of Active Hospital Admission



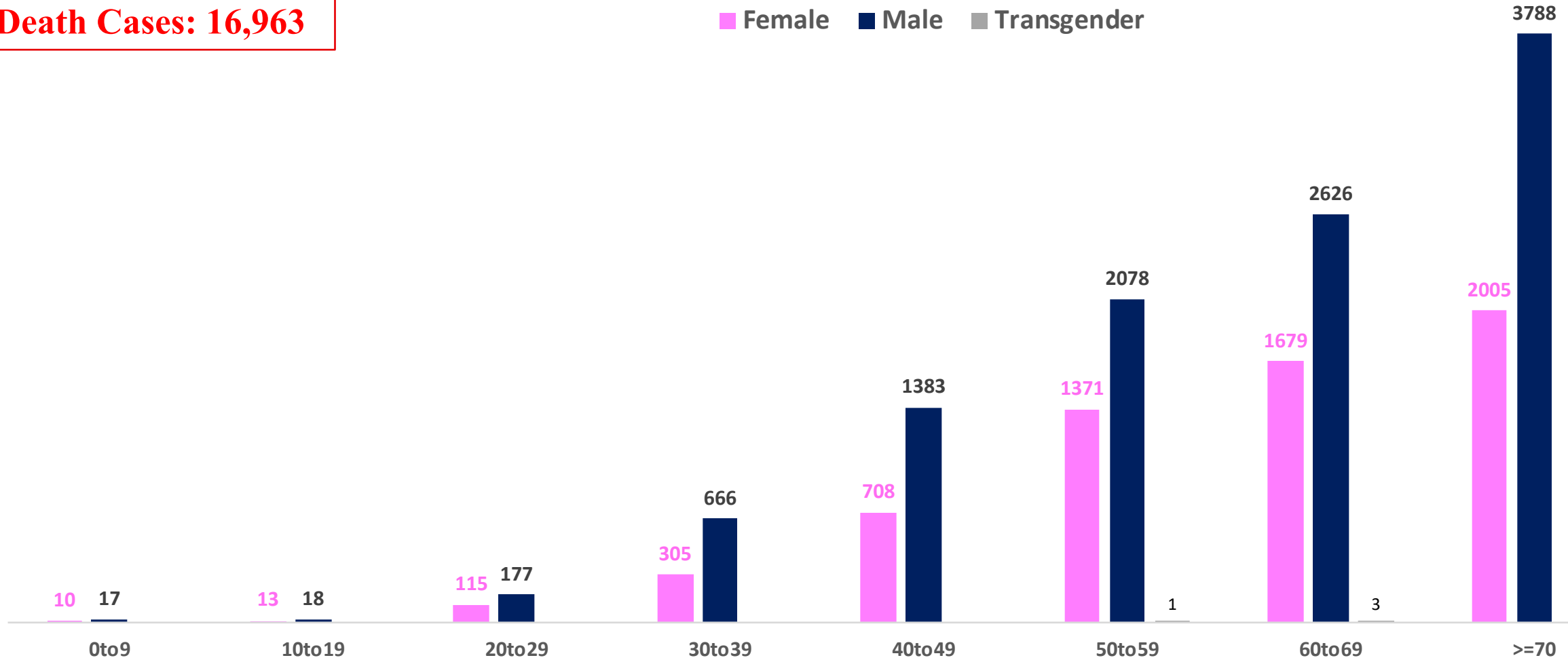


AGE AND GENDER WISE DISTRIBUTION OF DEATH CASES



Death Cases: 16,963

Female Male Transgender





VACCINATION COVERAGE AS ON 03.04.2022



Total Doses Administered

1,84,71,052

▲ 8,471

12-14 years

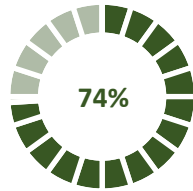
* Eligible Population 2.82 Lakhs

1ST DOSE

32,272

Doses administered

▲ 189



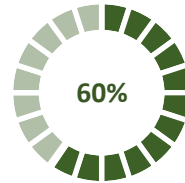
Total 15-18 years Population : 4.42 Lakhs

1ST DOSE

3,27,564

Doses administered

▲ 3624



2ND DOSE

2,63,465

Doses administered

▲ 819

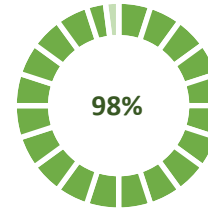
Total adult Population : 91.7 Lakhs

1ST DOSE

89,81,955

Doses administered

▲ 131

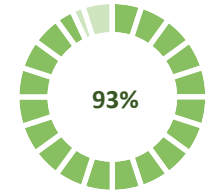


2ND DOSE

85,31,430

Doses administered

▲ 3,211



Priority Group*

Health Care Workers

Dose 1

2,10,260

Doses administered

▲ 1

Dose 2

2,05,859

Doses administered

▲ 13

Frontline Workers

Dose 1

3,81,726

Doses administered

▲ 2

Dose 2

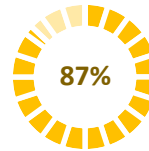
3,71,801

Doses administered

▲ 8

18 - 44 Years Coverage

Dose 1

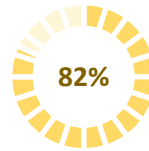


57,20,274

Doses administered

▲ 105

Dose 2



53,90,314

Doses administered

▲ 2,521

PRECAUTION DOSE



3,34,366

Doses administered

▲ 497

PRECAUTION DOSES ADMINISTERED

Health Care Workers

62,136

Booster Doses administered

▲ 26

Front Line Workers

47,624

Booster Doses administered

▲ 19

60 + Years Coverage

2,24,606

Booster Doses administered

▲ 452

45 – 59 Years Coverage

Dose 1

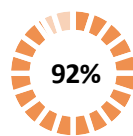


16,91,818

Doses administered

▲ 15

Dose 2



16,27,451

Doses administered

▲ 457

60 + Years Coverage

Dose 1



9,77,877

Doses administered

▲ 8

Dose 2



9,36,005

Doses administered

▲ 212



COVID-19 SCENARIO IN BENGALURU AND OTHER METROPOLITIAN CITIES



CITY NAME	Positive Cases	Active Cases	Recovered	Deceased	Vaccine Doses Administered
New Delhi	18,65,300	482	18,38,665	26,153	3,27,14,350
Bengaluru*	17,81,804	1,399	17,63,442	16,963	2,12,54,036
Mumbai	10,57,189	282	10,37,348	19,559	2,05,74,321
Chennai	7,51,123	127	7,41,928	9,068	1,02,42,045
Kolkata	4,47,192	272	4,41,264	5,656	97,85,968

Source : <https://dashboard.cowin.gov.in/> at 5:00pm (04.04.2022)
Source : <https://www.covid19bharta.in/> at 5:00pm (04.04.2022)

*includes BBMP & Bengaluru Urban



SNAPSHOT OF COVID-19 CASES IN BENGALURU URBAN



**Total Wards With
<=5 Cases* :
185**

**Tests Conducted
On 03.04.2022:
3,853**

**Recovery
Rate:
98.97%**

**Total
Active Cases :
1,399**

**Total Vaccinated on
03.04.2022:
8,471**

**Positivity
Rate* :
0.55%**

**Active
Rate:
0.08%**

**Case
Fatality Rate* :
0.68%**



*Total positive cases In the past 7 days

*CFR and positivity is for Past 7 days



ಬೃಹತ್ ಬೆಂಗಳೂರು ಮಹಾನಗರ ಪಾಲಿಕೆ
Bruhat Bengaluru Mahanagara Palike

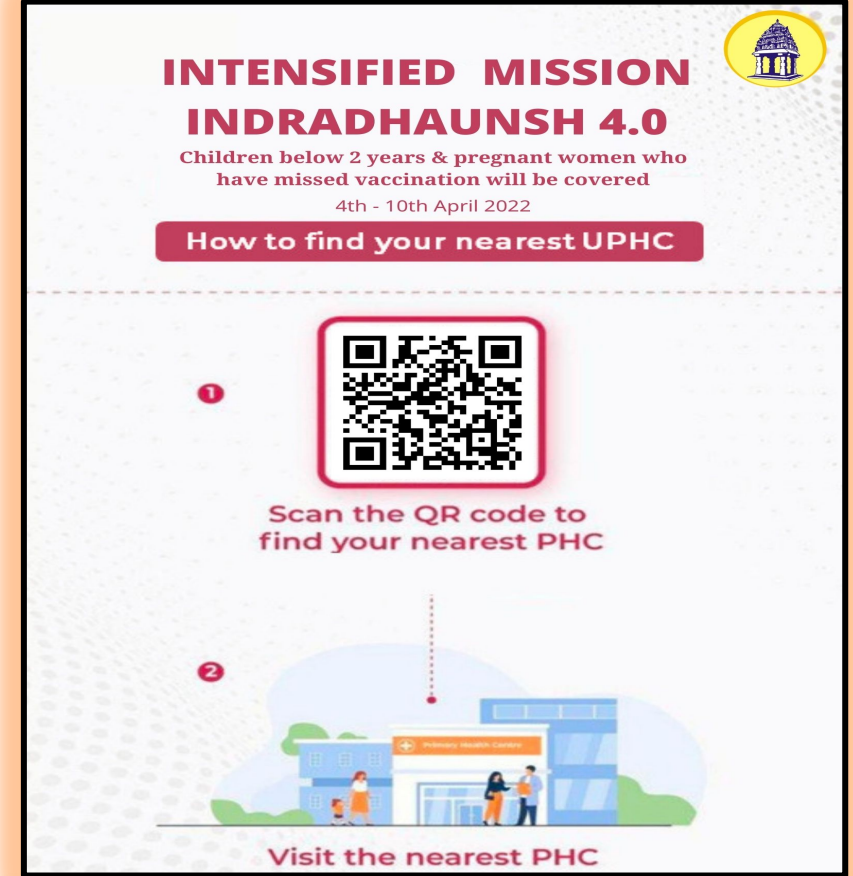


Download BBMP Bulletin	https://apps.bbmpgov.in/covid19/mediabulletin.php
For BBMPCovid19 Bed Status:	https://apps.bbmpgov.in/covid19/en/Bedstatus.php
To register for vaccination :	https://selfregistration.cowin.gov.in/
BBMP COVID19 Dashboard:	https://apps.bbmpgov.in/covid19/
Follow us on:	 www.facebook.com/bbmp.comm1/
	 twitter.com/BBMPCOMM

Issued by:


Honorable Chief Commissioner, BBMP
Special Commissioner Health & IT, BBMP
MD, Bengaluru Smart City Limited

THANK YOU !




**INTENSIFIED MISSION
INDRADHAUNSH 4.0**
Children below 2 years & pregnant women who
have missed vaccination will be covered
4th - 10th April 2022

How to find your nearest UPHC

1 

Scan the QR code to
find your nearest PHC

2 

Visit the nearest PHC

